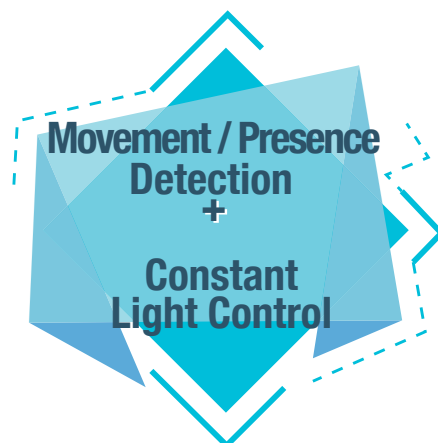


# PD100 / MD100

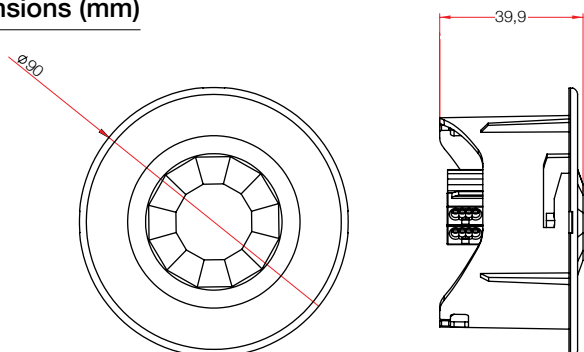
## EAE KNX SENSOR



### General Specifications

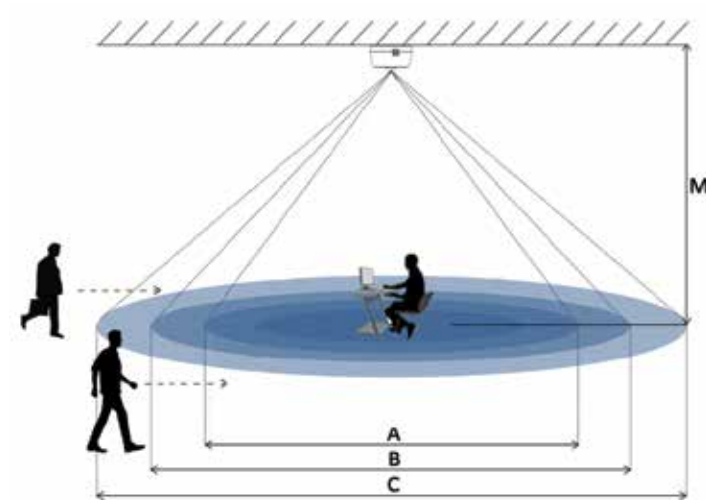
- PD100 movement sensor is ideal for indoor use such as in medium and large scale office spaces, conference halls, corridors, classrooms, parking garages. It comes in two models; flush-mounted and surface-mounted. It can detect movements at 2.5 m assembly height in a diameter of 9 m.
- Thanks to the integrated light level sensor and movement sensor it can implement fixed light function depending on the presence of a movement. The current level of ambient light is compared to the lux level desired to ensure the appropriate level of illumination in the area concerned.
- By means of the corridor function, different levels of brightness can be arranged for the states of; "Movement", "After Movement", and "No Movement". The duration of light projection after the movement can be adjusted by the user.
- Other than the control of the lighting level, it would also be possible to control the air conditioning and ventilation through HVAC.
- It is possible to send periodic information of different communication object by means of the independent movement monitoring channel. This could be used in movement monitoring applications.
- It can operate in parallel connection with other sensors either on standalone or master-slave basis depending on application requirements.
- Based on the state of use of the external controls (button, switch, other sensors, etc.) full or semi automatic operating modes could be set-up.
- Test and calibration modes are convenient during installation.
- Does not need external feed as it receives its feed over KNX line

### Dimensions (mm)



## Technical Information

<b>Protection Type</b>	IP 20	EN 60529
<b>Safety Class</b>	II	EN 61140
<b>Feed</b>	Voltage range Current consumption	21 - 30V DC, KNX Hattı ile < 10mA
<b>Application areas</b>	Indoors	
<b>Sensor Type</b>	Passive infrared	
<b>Installation</b>	Location Recommended height	Ceiling 2.5 m – 4m
<b>Detection</b>	PD100 Diameter (at 2.5 m height) MD100 Diameter (at 2.5 m height) Angle Light Level	6.5 m diameter (tangent walk) 9 m diameter (tangent walk) 3600 100 – 1000 lux
<b>Additional Channels</b>	Illumination level, movement channel, HVAC ch.	
<b>Parallel Operation</b>	Master/Master, Slave/Master	
<b>Operating Elements</b>	LED (Red) and button	Used to program the device
<b>Operating Temperature</b>	Operation Storage Transportation	- 5°C +45°C -25°C +55°C -25°C +70°C
<b>Dimensions</b>	42.5 x 42,5 x 12 mm	
<b>Weight</b>	0.06 kg	
<b>Ceiling section dimension</b>	75 mm diameter	



A: Area of detection according to a seated person  
B: Area of detection upon direct approach on feet  
C: Area of detection upon tangent approach on feet

### PD100 Presence and Daylight Sensor

PD100	A	B	C
4,0 m	7,8 m	7 m	12 m
3,5 m	7,3 m	6,5 m	10 m
3,0 m	6 m	6 m	8 m
2,5 m	5 m	5 m	6 m

### MD100 Movement and Daylight Sensor

MD100	B	C
5,0 m	9 m	15 m
4,0 m	8 m	13 m
3,5 m	7,5 m	12 m
3,0 m	7 m	10,5 m
2,5 m	6,5 m	9 m

## Ordering Information

Product Name	Product Code	Ordering Code	Package Information
EAE KNX Presence and Daylight Sensor (Flush mounted)	SMP PD100 EAE F-KNX	48018	1 pcs.
EAE KNX Movement and Daylight Sensor (Flush mounted)	SMP MD100 EAE F-KNX	48019	1 pcs.