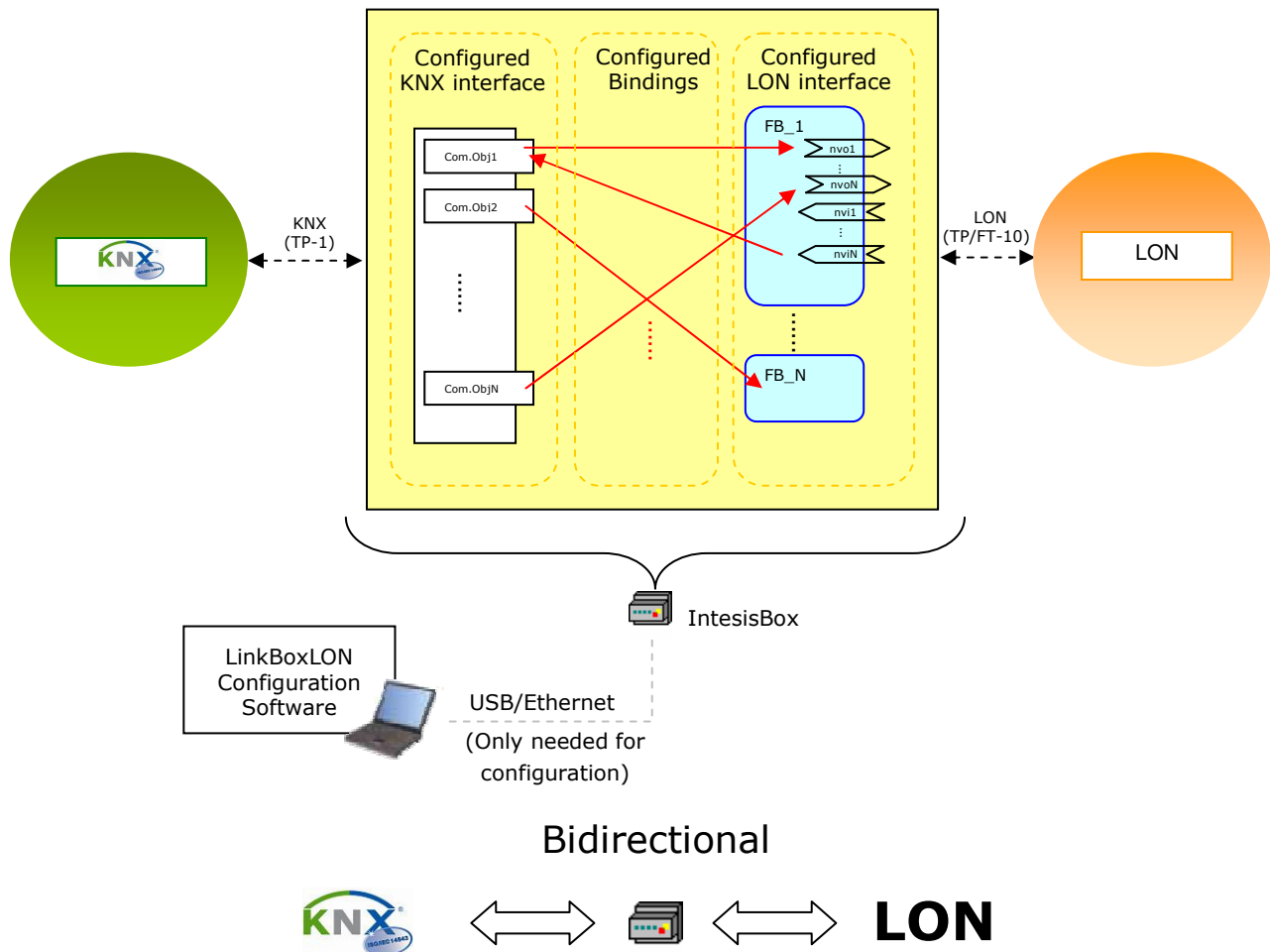




IntesisBox® LON - KNX

Gateway for the integration of KNX devices into LonWorks networks



Full and transparent integration of KNX installations (lighting control, window blinds control...) into LonWorks based building management systems (TAC, Kieback&Peter...) now is possible with this powerful and cost effective solution.

The whole KNX installation is seen as one more node from the LonWorks network, fully compatible with any standard LonWorks commissioning tool (LonMaker and others).

IntesisBox LON series are configured using *LinkBoxLON*, a software tool for Windows™ which is supplied along with the purchase of IntesisBox with no additional cost. LinkBoxLON provides a powerful and friendly graphical interface for an easy configuration of the gateway.

The LON and KNX interfaces of IntesisBox are fully configurable using LinkBoxLON, allowing great flexibility of integration. Once configuration is done, LinkBoxLON can generate the XIF file of the LON interface of IntesisBox, or it can be also retrieved directly from IntesisBox through the LonWorks network. KNX group addresses can be imported from ETS exported files in CSV or ESF format, and assigned to the internal communication objects by a simple drag & drop operation.

IntesisBox Capacity

Element	Tiny Version	Basic Version	Extended Version	Comments
LON interface				
Supported number of network variables	4000	4000	4000	
Supported SNVT master list				LonMark's version 13.02 (January 2008)
Supported number of address table entries	512	512	512	
KNX interface				
Supported number of communication objects	200	500	4000	
Supported number of group addresses	8000	8000	8000	
Supported EIS-types				EIS-1 Switching (1bit) EIS-2 Dimming (4bit) EIS-3 Time (24bit) EIS-4 Date (24bit) EIS-5 Float (16bit) EIS-6 Scaling (8bit) EIS-7 Drive Control (1bit) EIS-8 Priority (2bit) EIS-9 Float IEEE (32bit) EIS-10 Counter (16bit) EIS-11 Counter (32bit) EIS-13 ASCII char (8bit) EIS-14 Counter (8bit) EIS-15 String (14byte)

There are three different versions of *IntesisBox® LON - KNX* with different capacity every one of them:

- Tiny version with capacity of 200 communication objects. Order Code: IBOX-LON-KNX-200
- Basic version with capacity of 500 communication objects. Order Code: IBOX-LON-KNX-A
- Extended version with capacity of 4000 communication objects. Order Code: IBOX-LON-KNX-B

Mechanical & Electrical characteristics

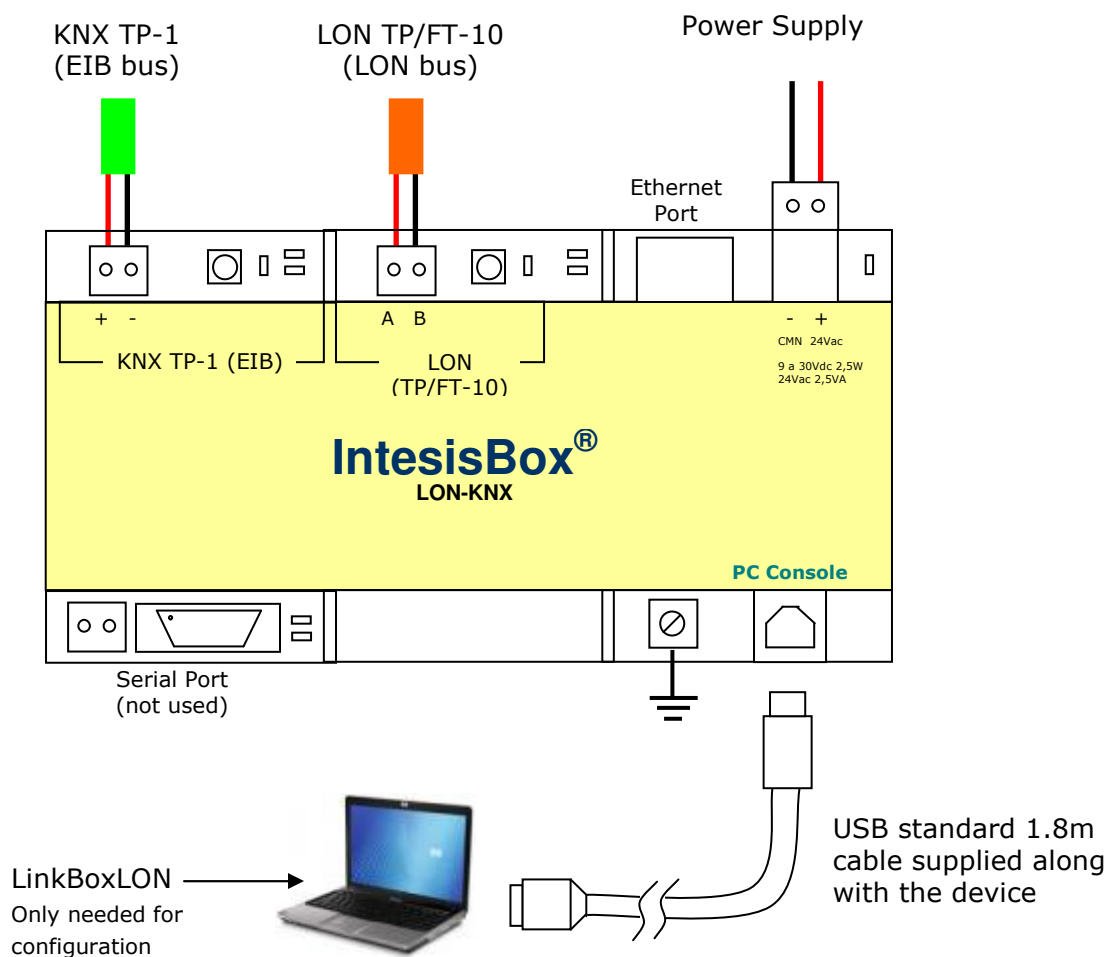


Cover	Plastic type PC (UL 94 V-0). Size: 159mm x 105mm x 58mm.
Color	Grey. RAL 7035.
Power	9 to 30Vdc +/-10% 2.5W. 24VAC +/-10% 2.5VA. Power connector is a 2 pole plug-in screw terminal block
Mounting options	Wall DIN rail EN60715 TH35
LON port	1 x LON (TP-FT/10) opto-isolated (2 poles plug-in screw terminal block)
KNX port	1 x KNX TP1 (EIB) opto-isolated (2 poles plug-in screw terminal block)
LED indicators	1 x Power 2 x KNX port activity (Tx, Rx) 1 x LON service LED 2 x Gateway status: LA (LON status), LB (KNX status)
Pushbuttons	1 x LON service pin 1 x KNX programming button ¹
Console port	USB. Standard B type plug-in
Ethernet port	1 x Ethernet 10/100BT RJ45 connector
Configuration	Via USB console port and/or Ethernet interface ²
Firmware	Allows upgrades via USB console port and/or Ethernet interface
Operational temperature range	0°C a +60°C
Operational humidity range	10% a 90%, non condensing
Protection	IP20 (IEC60529).
RoHS conformity	Compliant with RoHS directive (2002/95/CE)
Certifications	CE

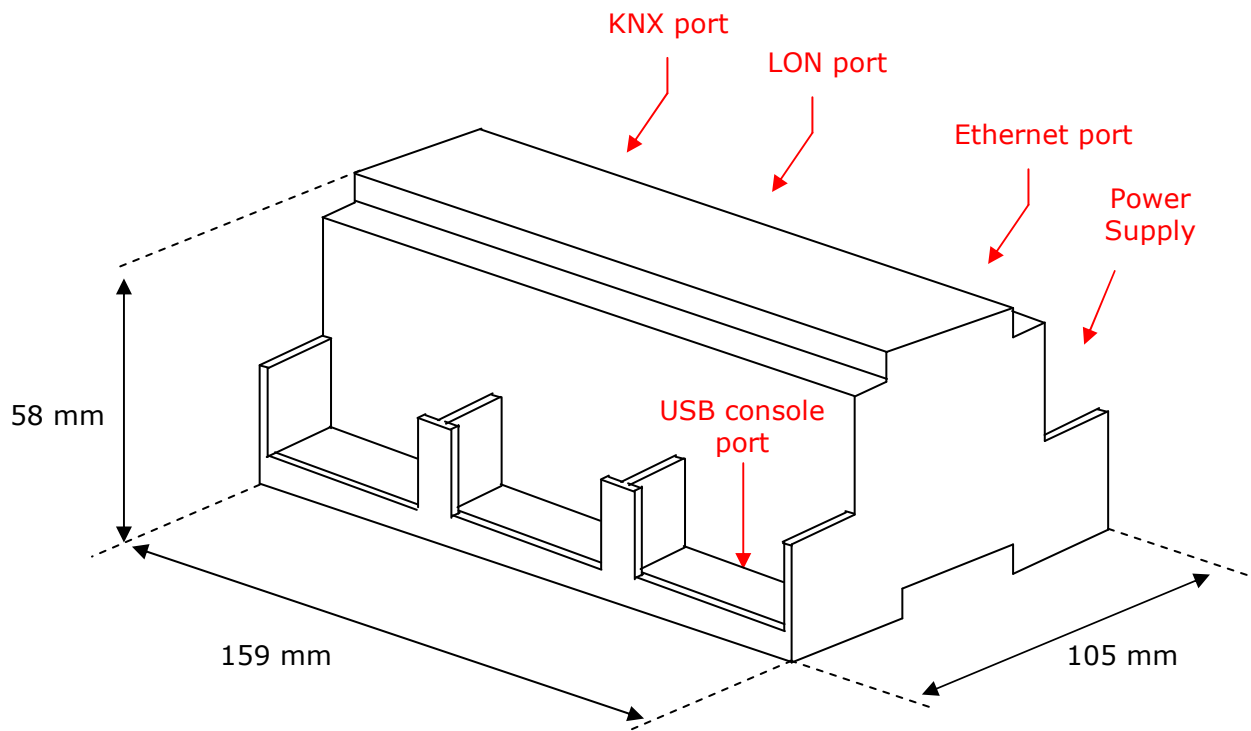
¹ Not operational for the moment. Reserved for future use.

² Along with the device it is also supplied a standard USB 1.8 m cable for configuring and monitoring the device using a PC. The configuration software, compatible with MS Windows® operating systems, is also supplied.

Connections



Dimensions



Recommended available space for its installation into a cabinet (wall or DIN rail mounting), with space enough for external connections

