

MDT Universal Interface 2/4/6-fold, flush mounted

Version		
BE-02001.01	Universal Interface 2-fold	Flush mounted, for floating contacts, with LED output
BE-04001.01	Universal Interface 4-fold	Flush mounted, for floating contacts, with LED output
BE-06001.01	Universal Interface 6-fold	Flush mounted, for floating contacts, with LED output
BE-02230.01	Universal Interface 2-fold	Flush mounted, for 230VAC signals

The MDT Universal Interface is to be inserted in a wiring box or behind a push button or switch. The inputs react depending on their programmed parameters and send a telegram on the bus. You can connect conventional push-buttons or auxiliary contacts (e.g. door and window contacts) to the device. The length of connection cables is 22cm. Each input can be set as a LED output and drive a low current LED.

The MDT Universal Interface includes four integrated logical modules to implement logical operations and logical control. These logical modules interpret all the inputs plus two external objects. So you can easily create KNX/EIB telegrams which are required in daily practice (e.g. fault telegrams or „all windows closed“).

Each input is parameterized individually via ETS3/4. The device provides extensive functions like switching of lighting, operation of blinds and shutters, counting of pulses, debounce time, contact typ and telegram rate limitation. The command for rising and falling edge can be defined independently and with the block communication object each channel can be blocked or released. The logic module can release two telegrams after receiving a trigger signal from the inputs.

The MDT Universal Interface is a flush mounted device to be inserted in a wiring box or behind a push button or switch. It has to be installed in dry rooms.

For project design and commissioning of the MDT Universal Interface it is recommended to use the ETS3f/ETS4 or later. Please download the application software at www.mdt.de/Downloads.html


BE-02001.01



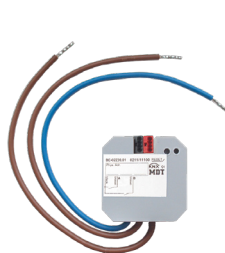
BE-04001.01



BE-06001.01



BE-02230.01



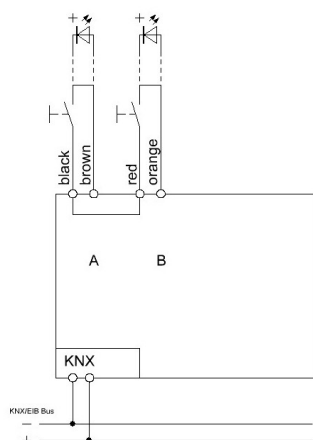
- Production in Germany, certified according to ISO 9001
- To connect conventional push-buttons or window/auxiliary contacts
- **4 integrated logical modules**
- Telegram rate limitation
- NO or NC contact operation, programmable length of button push
- Operation of blinds and shutters, 1 and 2 button operation
- Forced setting function for each output
- Operation with short/long button push and 2 objects
- Counting of pulses
- Cyclical sending of contact state programmable
- Each output can be set as 1,5mA output for low current LED
- Flush mounted (length of connection cables: 22cm)
- Dimensions (W x H x D): 41mm x 41mm x 12mm
- Integrated bus coupling unit
- 3 years warranty

Technical Data	BE-02001.01 BE-04001.01 BE-06001.01	BE-02230.01	
Number of channels	2/4/6	2	
Contact voltage	3,3VDC* internal	230VAC	
LED current per channel	~1mA	--	
Permitted wire gauge			
KNX busconnection terminal	0,8mm Ø, solid core	0,8mm Ø, solid core	
Power Supply	KNX bus**	KNX bus	
Power consumption KNX bus typ.	<0,25W	<0,25W	
Permitted input cable length	5m	100m	
Operation temperature range	0 to + 45°C	0 to + 45°C	
Enclosure	IP 20	IP 20	
Dimensions UP (W x H x D)	41mm x 41mm x 12mm	41mm x 41mm x 12mm	

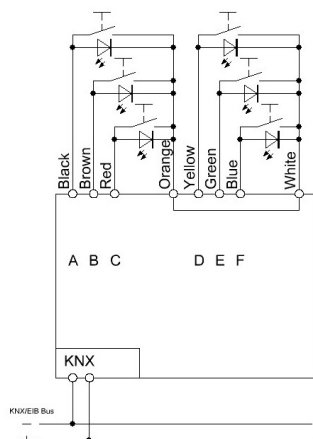
* There is no galvanic separation between contact voltage and KNX bus voltage.

** If any 230V cables are in the vicinity, make sure to maintain the distances to them specified as in the applicable standards and regulations. Never install the device in a flush mounted box together with 230V cables.

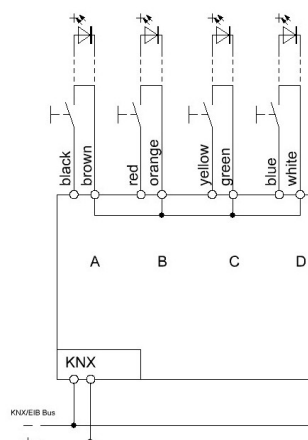
Exemplary circuit diagram BE-02001.01



Exemplary circuit diagram BE-06001.01



Exemplary circuit diagram BE-04001.01



Exemplary circuit diagram BE-02230.01

