

MDT Universal Actuator 4/8/16/24-fold, MDRC

Version		
AKU-0416.02	Universal Actuator 4-fold	4SU MDRC, 230VAC, 16A
AKU-0816.02	Universal Actuator 8-fold	4SU MDRC, 230VAC, 16A
AKU-1616.02	Universal Actuator 16-fold	8SU MDRC, 230VAC, 16A
AKU-2416.02	Universal Actuator 24-fold	12SU MDRC, 230VAC, 16A

The MDT Universal Actuator receives KNX/EIB telegrams and can be used as Switch Actuator or Shutter Actuator. Mixed applications from Switch- and Shutter Actuator are possible. Each output uses a bistable relay and can be operated manually via a push button. A green LED indicates the switching status of each channel.

Functions as Switch Actuator:

The outputs are parameterized individually via ETS. The device provides extensive functions like logical operation, status response, block functions, central function, delay functions and staircase lighting function. Additionally the device provides several time and scene control. After bus voltage failure or recovery the relay position is selected in dependence on the parameterization.


Functions as Shutter Actuator:

The outputs are parameterized individually via ETS. The device provides extensive functions like status response, block functions, ventilation function (window opened/tilt) central function and positioning shutters, blinds and other hangings. Additionally the device provides up to 8 scenes per channel and heating control with PWM. If the mains voltage fails, all outputs are switched off. After bus voltage failure or recovery the position of the shutter is selected in dependence on the parameterization.


The MDT Universal Actuator is a modular installation device for fixed installation in dry rooms. It fits on DIN 35mm rails in power distribution boards or closed compact boxes.

For project design and commissioning of the MDT Universal Actuator it is recommended to use the ETS or later. Please download the application software at www.mdt.de/Downloads.html

AKU-0416.02




AKU-0816.02



AKU-1616.02



AKU-2416.02



- Production in Germany, certified according to ISO 9001
- **Comprehensive function extension**
- **Can be used as Switch Actuator (max. 24-fold) or Shutter Actuator (max. 12-fold)**
- **Mixed applications of Switch- and Shutter Actuator possible**
- **Heating control with PWM 0-100%**
- Push Button and LED indicator for each channel
- Time functions (switch-on/switch-off delay, staircase light function)
- Status response (active/passive) for each channel
- Logical linking of binary data, 8 scenes per channel
- Central switching functions and block functions
- Operation mode blind/shutter adjustable
- Travel-, pause-at-change-of-direction- and step time adjustable
- 1Bit automatic function and sun protection
- 8Bit positioning for shutter and blinds
- **Ventilation function (window opened/tilt)**
- Adjustable behaviour in case of bus voltage failure or return
- **Separate L-connections**
- Quick application download (long frame support for ETS5)
- 3 years warranty

Technical Data	AKU-0416.02 AKU-0816.02 AKU-1616.02 AKU-2416.02	
Number of Switching outputs	4/8/16/24	
Number of Shutter outputs	2/4/8/12	
Output switching ratings		
Ohmic load	16A	
Capacitive load	100uF	
Voltage	230VAC	
Maximum inrush current	400A/150µs 200A/600µs	
Maximum load		
Shutter motor*	600W	
Incandescent lamps	2300W	
Halogen lamps 230V	2300W	
Halogen lamps, electronic transformer**	1300W	
Fluorescent lamps, not compensated	2000W	
Fluorescent lamps, parallel comp.	1200W	
Max. number of electronic transformers	15	
Output life expectancy (mechanical)	1.000.000	
Max. total current of the actuator	64A	
Specification KNX interface	TP-256 with long frame support for ETS5	
Available application software	ETS 4/5	
Permitted wire gauge		
Screw terminal	1 x (0,5 - 4,0mm ²) 2 x (0,5 - 2,5mm ²)	
KNX busconnection terminal	0,8mm Ø, solid core	
Torque screw terminal	0,5Nm	
Power consumption KNX bus typ.	< 0,15W	
Operation temperature range	0 to + 45°C	
Enclosure	IP 20	
Dimensions MDRC (Space Units)	4/4/8/12TE	

* no three-phase asynchronous motor

Exemplary circuit diagram AKU-0816.02

